Declaration of Performance

DoP No.: E T A - 14/0216 for HD-H4 and HD-H6

1. Unique identification of the product type: 141390000100

2. Intended use: general building construction: hold-down connectors made of steel plate HR1 graded according to ISO 3573:2008 with tensile strength Re ≥ 270 N/mm² and Rm≥ 440 N/mm² evaluated according to ISO 6892-1. They are used in combination with cylindric bolts Fe 360 B graded according to ISO 630 in order to connect glulam-wood column to glulam beam or sill connected to a rigid type support in like concrete or steel support. The glulam is pre-cut in factories with specific dimensions and tolerances.

The beam, sills and posts are of glulam according to EN 14080 with a minimum strength grade of GL24.

With regard to moisture behaviour of the support and/or beam, the use is possible in service classes 1 and 2 as defined in EN 1995-1-1:2004 for the hangers and hold-down made out of zinc coated steel.

Static or quasi-static loads only.

3. Manufacturer: Suteki Europe NV / Nice Pre-cut, Duwijckstraat 17, 2500 Lier, Belgium www.suteki-europe.com

4. Authorized representative: Mr. Shintaro Nishimura

5. Safety in case of fire (BWR 2): NPD

6. Hygiene, health and the environment (BWR 3): do not contain harmful or dangerous substances as defined in the EU database

7. Safety in use (BWR 4): For Basic requirement Safety in use the same criteria are valid as for Basic Requirement Mechanical resistance and stability.

8. Protection against noise (BWR 5): Not relevant.

9. Energy economy and heat retention (BWR 6): Not relevant.

10. Sustainable use of natural resources (BWR 7): NPD

11. CE Marking Certificate Number: 0679-CPR-1028

12. Assessment and verification of constancy of performance (AVCP):

Product	Intended use	Level or class	System
STRUCTURAL TIMBER PRODUCTS/ELEMENTS AND ANCILLARIES	For fixing and/or supporting to concrete or wood, structural elements which contributes to the stability of the works.	—	2+

13. Mechanical Resistance

N°	Type	Pins number diameter and length	Post section	Beam or Sill section	Characteristic elastic resistance ($R_{y,k}$) values for load direction UP (KN)
HD-H4		8 x Ø13-105 or 120 mm	105 mm x 105 mm OR 120 mm x 120 mm	105 mm or 120 mm x 150 to 450 mm	$R_{y,k}$= 8,58
HD-H4	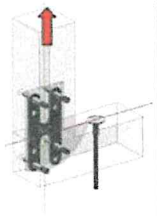	4 x Ø13-105 or 120mm	105 mm x 105 mm OR 120 mm x 120 mm	105 mm x 105 mm OR 120 mm x 120 mm	$R_{y,k}$= 10,2

N°	Type	Pins number diameter and length	Post section	Beam section	Characteristic elastic resistance ($R_{y,k}$) values for load direction UP (KN)
HD-H4		4 x Ø13-105 or 120mm	105 mm x 105 mm OR 120 mm x 120 mm	105 mm or 120 mm x 150 to 450 mm	$R_{y,k}$=16,0
HD-H4	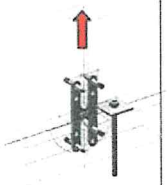	4 x Ø13-105 or 120mm	105 mm x 105 mm OR 120 mm x 120 mm	105 mm x 105 mm OR 120 mm x 120 mm	$R_{y,k}$=20,1

N°	Type	Pins number diameter and length	Post section	Beam or Sill section	Characteristic elastic resistance ($R_{y,k}$) values for load direction UP (KN)
HD-H6	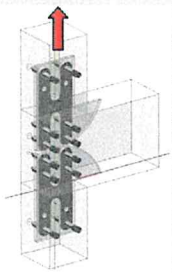	12 x Ø13-105 or 120mm	105 mm x 105 mm OR 120 mm x 120 mm	105 mm or 120 mm x 150 to 450 mm	**$R_{y,k}$=13,8**
HD-H6		12 x Ø13-105 or 120mm mm	105 mm x 105 mm OR 120 mm x 120 mm	105 mm x 105 mm OR 120 mm x 120 mm	**$R_{y,k}$=14,9**

N°	Type	Pins number diameter and length	Post section	Beam section	Characteristic elastic resistance ($R_{y,k}$) values for load direction UP (KN)
HD-H6		6 x Ø13-105 or 120mm	105 mm x 105 mm OR 120 mm x 120 mm	105 mm or 120 mm x 150 to 450 mm	**$R_{y,k}$=19,1**
HD-H6	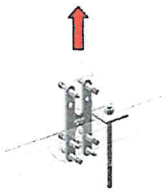	6 x Ø13-105 or 120mm mm	105 mm x 105 mm OR 120 mm x 120 mm	105 mm x 105 mm OR 120 mm x 120 mm	**$R_{y,k}$=27,7**

Name (Print):

Shintaro Nishimura

Signature:

Position:

_Director of Suteki Europe NV

Date and Place of Issue:

30/09/2020, Lier, Belgium